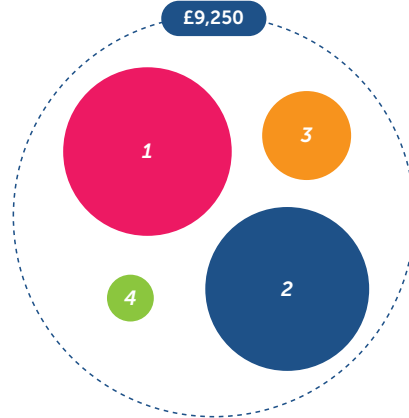


# Nottingham Trent University

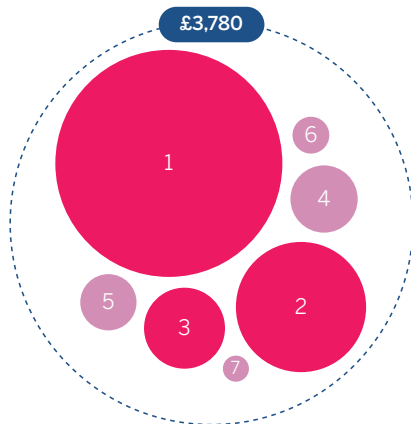
## 2018/19 Undergraduate Home Fee Breakdown

### Where are my tuition fees being spent?\*



- 1. 41% Student facing activity
- 2. 37% Student facing services
- 3. 12% Investment fund
- 4. 10% Other professional services

### 41% Student facing activity



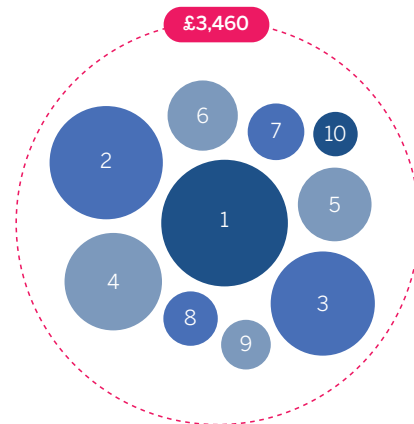
#### SALARY COSTS

- 1. £2,340 Academic Staff
- 2. £700 Course Administration
- 3. £200 Technical Staff

#### NON-SALARY COSTS

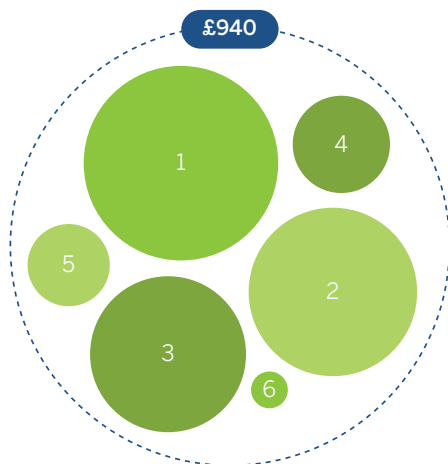
- 4. £280 Other Academic Costs
- 5. £150 Equipment & Consumables
- 6. £70 Events & Excursions
- 7. £40 Course Resources

### 37% Student facing services

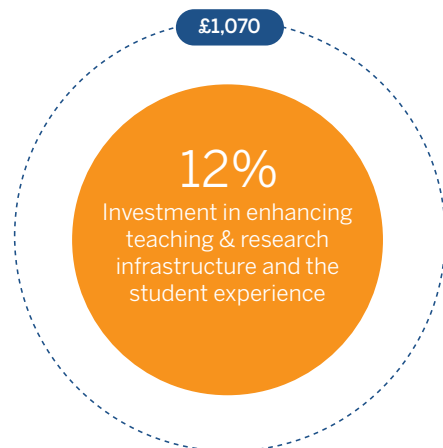


- 1. £860 Estates
- 2. £790 Student Support & Widening Participation
- 3. £550 Information technology
- 4. £440 Libraries
- 5. £220 Culture & Sport
- 6. £200 Employability
- 7. £110 Academic Standards
- 8. £120 Students' Union
- 9. £90 Registry
- 10. £80 Admissions

### 10% Other professional services



- 1. £330 Marketing
- 2. £270 Finance
- 3. £170 Human Resources
- 4. £110 Policy & Planning
- 5. £50 Development & Alumni
- 6. £10 Vice-Chancellor salary



\*Excludes expenditure of government grant for support of high cost subjects and student retention