

First contact

One single year module

Structure for research  
informed teaching

Three year overview of  
delivery and peer  
assessment

The feedback – spiral  
curriculum

Research-informed  
teaching as a framework  
for first year transition  
into university life and  
peer assessment in non-  
outcome-based learning.

*Andy Pepper – Fine Art - School of Art and Design*

First Contact

250 drawings  
in two hours



First Contact

250 drawings  
in two hours




# First Contact

250 drawings  
in two hours



# First Contact

250 drawings  
in two hours



T

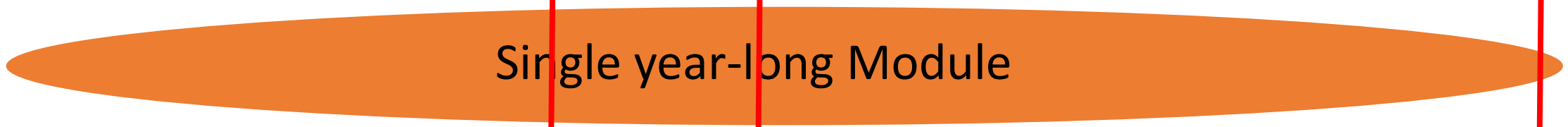
Single year-long Module

T

7 weeks

Week

10



Single year-long Module

Formative  
Feedback

Formative  
Feedback

Summative  
Feedback



2016

# Workshops

2017

# LABS

Tutorial group studio allocation

2018

# LABS

No prior studio allocation



# Workshops

2016

# 8

Ran over 4 weeks – 2 hours per week

Free choice

Related to staff practice and research

15 in each group

Students could remain in group for second week

Build-up of context and references

Preannounced

# Workshops

2016

ISSUES

# 8

Students who stayed for second week did not engage

Students did not physically remain in the workshop studio space

Peer review and assessment was fractured during the week

Visible progress and development was diluted – spread through studio

By session 4 – staff were struggling to re-present the same information

# LABS

2017

# 8

Wrap  
Prop  
Navigate  
Repeat  
Social  
Colour  
Cut Up  
Object

## INTRODUCTION

All Labs titles are doing **words and used in art language.**

There are eight Labs in total: Wrap, Prop, Navigate, Repeat, Social, Colour, Cut Up, and Object.

**Reading lists are assigned to each Lab to introduce ways in which research texts can be integrated into making.**

All the workshops are innovative and appropriate to the tutor's own research. They might be practical, structured, problem solving, collaborative, energetic and social!

The focus on each of the Labs is process, rather than a **finished outcome** which may challenge you! Keep open minded and see where the making guides you.

They are all framed to help you to come up with strategies for making and thinking so that you can start to develop your **independent practice.**

# LABS

2018

# 9

Ran over 3 weeks – 2 hours per week

Free choice

Related to staff practice and research – different HPLs widened choice

10 in each group

Students **did not remain** in group for second week

Written outline, context and references in learning room

NOT preannounced for first sessions

**LABS**

**WRAP**

**VOICE(S)**

**CUT-UP**



**PERFORMANCE**

**& THE EVENT**

**BEING**

**ECOLOGICAL**

**OBJECTS &**

**MATERIAL**

**CULTURE**

**REFLECTION**

**NOISE**

**INSCRIBE**

# LABS

2018

## INSCRIBE

Gerry Williams

What would happen if you were to blank out all reference to the product from advertising copy? ...or ride the road that divides 'outstanding beauty' and, well, 'ordinary' beauty?

INSCRIBE invites you to generate a reaction, opposition or response by working on top of, or in opposition to, some kind of easily available pre-existent surface or material, whether this is physical matter or the digital or virtual. The doubletake or backward glance of reconsideration is what can be instigated by this kind of intervention: the reader or audience is nudged towards looking again at what they have seen. Attention is thereby drawn to our assumptions or prejudices.

Four books from the WAG/MIT series 'Documents of Contemporary Art': Networks: Memory: Appropriation: The Everyday

These are all in the library and copies are available to browse from the FA staff office room 313.

# 9

## Inscribe

Voices

Cut Up

Noise

Wrap

Being Ecological

Reflection

Performance and Event

Objects and Material Culture

# LABS

2018

## CUT UP

Andy Pepper

This LAB incorporates ideas of permutation and re-working. One thing leading to another. Deconstructing the preciousness of the artwork. It explores aspects of cutting up space and volume: physically, conceptually and virtually; repositioning those spaces and their relationship to 'flatness'.

How do we 'see'? How do our neural networks move the things we look at and place them inside us so that we can 'view' them? Our entire world is inverted – how do we make sense of that?

Suggested Text and Context:

William Burrows

Collage: Assembling Contemporary Art, Sally O' Reilly, Ian Monroe, John Stezaker, David Lillington, London: Black Dog Publishing Limited 2008

Cutting Edges: Contemporary Collage, Robert Klanten, Hendrik Hellige, James Gallagher, Berlin:

Gestalten 201, John Burger, Ways of seeing, Penguin Classics; Richard Gregory, The Intelligent Eye, Oxford University Press.

# 9

Inscribe

Voices

Cut Up

Noise

Wrap

Being Ecological

Reflection

Performance and Event

Objects and Material Culture.



# LABS

2018

CUT UP

Links:

# 9

Inscribe  
Voices  
Cut Up  
Noise  
Wrap  
Being Ecological  
Reflection  
Performance and Event  
Objects and Material Culture.

**Anthony McCall:** <http://anthonymccall.com/>

**Doug Wheeler:**

<http://www.nytimes.com/2012/01/27/arts/design/doug-wheelers-futuristic-installation-at-david-zwirner.html>

**Olafur Eliasson:** <http://www.olafureliasson.net/works.html>

**Jim Campbell:** <http://www.jimcampbell.tv>

**Liz West:** <http://www.liz-west.com>

**Daniel Buren:** <http://www.lissongallery.com/artists/daniel-buren>

**Regine Schumann:** <http://www.kunzt.gallery/artist/regine-schumann/>

**Kuni Yamashita:** <http://kuniyamashita.com/light-shadow/>

**Miriam Böhm:** <http://www.wentrupgallery.com/artist/miriam-bohm/selected-works/>

**Gabriel Dawe:** <http://www.gabrieldawe.com/>

<b>10</b>	<b>1<sup>st</sup> October</b> <b>Year Meeting</b> Where: Bonington Lecture Theatre When: 10.00-11.00 <b>FULL YEAR</b>	<b>2<sup>nd</sup> October</b> Health & Safety Induction: Wood & Metal  Where: B009, B010, B011  Groups: 1 & 2 10.00-12.00 Groups: 3 & 4 14.00-16.00	<b>3<sup>rd</sup> October</b> Introduction to Casting and Mould Making  Where: Bonington Lecture Theatre  When: 11.00-12.00  <b>FULL YEAR</b>	<b>4<sup>th</sup> October</b> Health & Safety Induction: Wood & Metal  Where: B009, B010, B011  Groups: 5 & 6 10.00-12.00 Groups: 7 & 8 14.00-16.00	<b>5<sup>th</sup> October</b> Intro to Resource Building  Where: Fine Art Studios (B125) When: 11.00 – 12.00  Full year
	<b>Group Tutorial</b> Where: B125 (The Studios) When: 11.00 – 12.00 Groups: 1-9				
	<b>Gallery Visit</b> Where: Bonington Gallery When: 12.00 – 13.00 <b>FULL YEAR</b>	Connecting to Wi-Fi, NOW and Email help  Where: fine art studios When: 12.00 – 13.00			Connecting to Wi-Fi, NOW and Email help  Where: fine art studios When: 12.00 – 13.00
	<b>LABS (1)</b> Where: B125 – fine art studio When: 14.00-16.00 Full Year	Talk to the fine art mentors to help you connect to the University online systems.			Talk to the fine art mentors to help you connect to the University online systems.

Continuous work on LABS in studios when not in inductions

**11**

**8<sup>th</sup> October**  
Year Meeting

Where:  
Bonington Lecture Theatre  
When: 10.00-11.00

**FULL YEAR**

**Group Tutorials**

Where: B125 – fine art studio  
When: 11.00 –13.00  
Groups: 1-9

**LABS(2)**

Where: B125 – fine art studio  
When: 14.00 - 16.00  
Full Year

**9<sup>th</sup> October**

Moving image area and  
Video Camera  
Introduction

Where: B122-126

When:

- Group 1 10.00-11.30
- Group 2 12.00-13.30
- Group 3 14.30-16.00

**10<sup>th</sup> October**

Introduction to  
ENCOUNTER

Where: B125 (The Studios)

When: 10.00-11.00

**FULL YEAR**

**11<sup>th</sup> October**

Construction  
Introduction

Where: B009, B010, B011.

When:

- Group 1 9.30-11.00
- Group 2 11.30-13.00
- Group 3 14.00-15.30
- Group 4 16.00-17.30

**12<sup>th</sup> October**

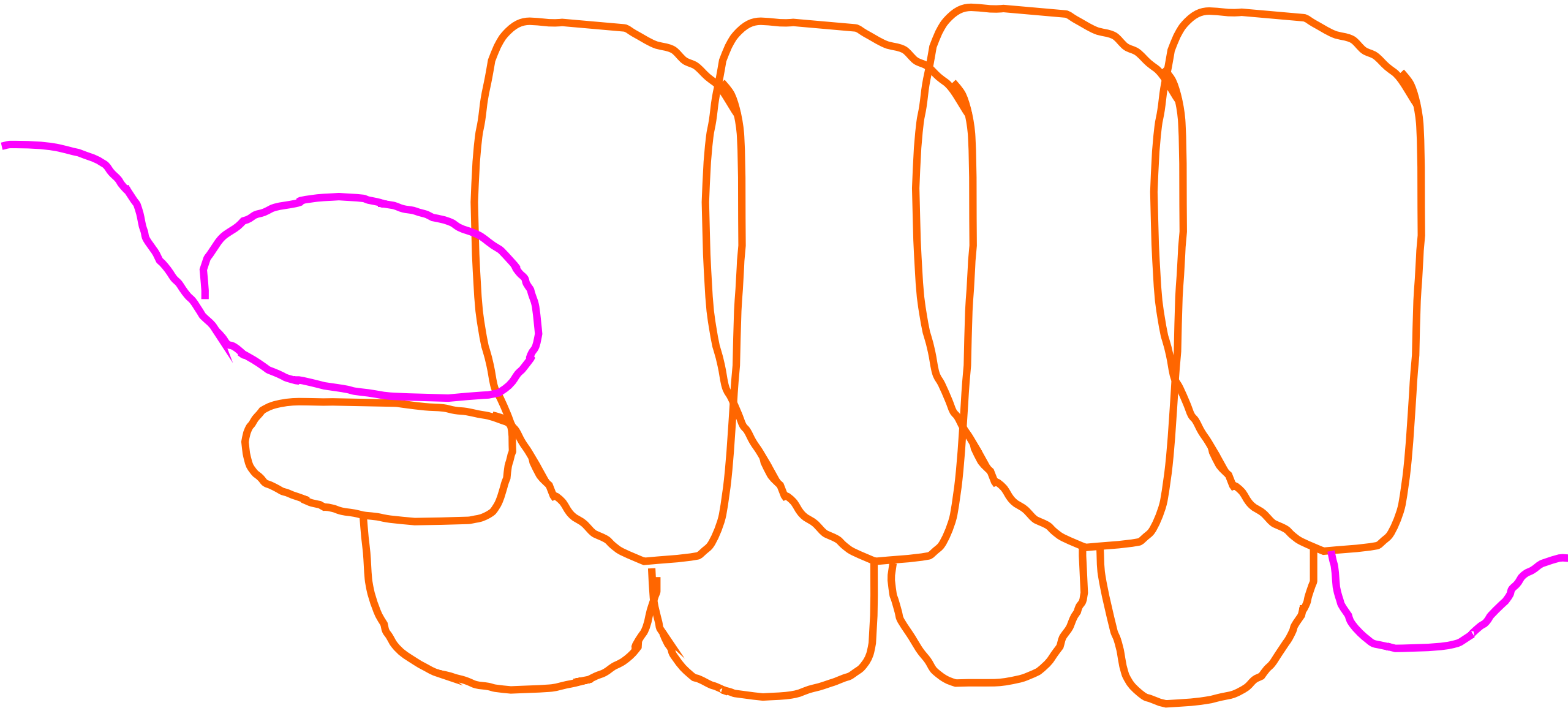
Moving image area  
and Video Camera  
Introduction  
(GRPS 4-6)

Where: B122-126

When:

- Group 4 10.00-11.30
- Group 5 12.00-13.30
- Group 6 14.30-16.00

When not in introductions continue with your work in the studios



**Group Tutorial**  
Where: B125 (The Studios)  
When: 11.00 – 12.00  
Groups: 1-9

**Gallery Visit**  
Where: Bonington Gallery  
When: 12.00 – 13.00  
**FULL YEAR**

**LABS (1)**  
Where: B125 – fine art studio  
When: 14.00-16.00  
Full Year

**Group Tutorials**  
Where: B125 – fine art studio  
When: 11.00 –13.00  
Groups: 1-9

**LABS(2)**  
Where: B125 – fine art studio  
When: 14.00 - 16.00  
Full Year

**Group Tutorial**  
Where: B125 (The Studios)  
When: 11.00 – 13.00  
Groups: 2-9

**LABS (3)**  
Where: B125 (The Studios)  
When: 14.00-16.00  
Full Year

**1-2-1 Tutorials**  
Where: Fine Art Studios

When:  
11.00 – 13.00  
14.00 – 16.00

Groups: 1-9

**Group Tutorial**  
Where: B125 (The Studios)  
When: 11.00 – 12.00  
Groups: 1-9

**Gallery Visit**  
Where: ... Gallery  
When: 12.00 – 13.00  
**FULL YEAR**

**LABS (1)**  
Where: B125 – fine art studio  
When: 14.00-16.00  
Full Year

**Group Tutorials**  
Where: B125 – fine art studio  
When: 11.00 –13.00  
Groups: 1-9

**LABS(2)**  
Where: B125 – fine art studio  
When: 14.00 - 16.00  
Full Year

**Group Tutorial**  
Where: B125 (The Studios)  
When: 11.00 – 13.00  
Groups: 2-9

**LABS (3)**  
Where: B125 (The Studios)  
When: 14.00-16.00  
Full Year

**1-2-1 Tutorials**  
  
Where: Fine Art Studios  
  
When:  
11.00 – 13.00  
14.00 – 16.00  
  
Groups: 1-9









