



# NTU library

## Managing your researcher identity

[www.ntu.ac.uk/library](http://www.ntu.ac.uk/library)

## Why is managing your researcher identity important?

As your research career develops you will most likely change institutions and posts. The various researcher identity services outlined below will ensure that all the information about your research outputs can be transferred as you move around and will allow you to more accurately track the citation activity of your publications.

Researcher identity services have developed to disambiguate author information to help overcome issues such as researchers with similar names (85% of China's population share 129 surnames), less familiar name constructions (e.g. Alejandro Rodríguez de la Peña y de Ybarra), multiple name variations and name changes.

## Standard NTU affiliation

To ensure clear affiliation for research completed whilst at NTU you are required to use the standardised institutional affiliation of **Nottingham Trent University** in all research outputs (this requirement is set out in the [NTU Publications Strategy](#)).

## Researcher identity services

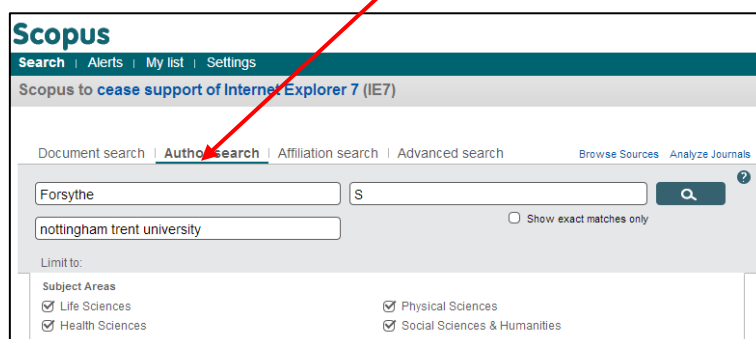
### ORCID

The simplest way to consolidate your researcher identities is to register for an **ORCID** (Open Researcher and Contributor ID), this is a persistent and unique digital identifier which works across the research landscape and throughout your research career which you can link to both your Scopus and Web of Science ResearcherID (see below).

Registering for an ORCID is a requirement all research active staff and post-graduate researchers at NTU; more information on registering for ORCID and your NTU requirements is located on the [NTU ORCID webpages](#).

### Scopus Author ID

This is the researcher identity provided by [Scopus](#). You do not need to register for a Scopus Author ID; if you have a paper indexed in their database you are automatically assigned an identifier. (To look this up, just perform an 'Author search' in Scopus.)





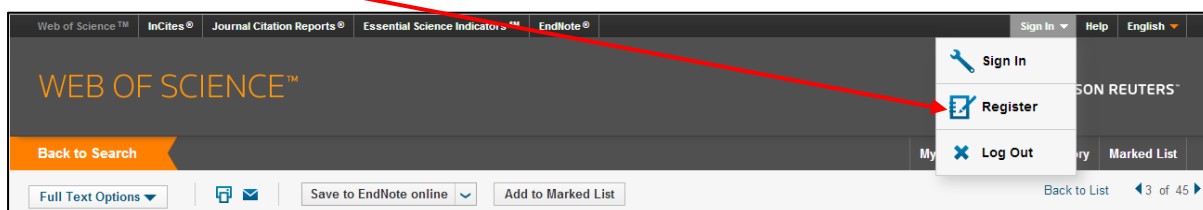
Instructions on making corrections to your Author ID are available [here](#).

## ResearcherID

This is service provided by the [Web of Science](#); you can create an account, which comes with a (free) unique personal identifier. You can add your papers to your account and track citations of those papers in the Web of Science. The profile can be public or private and also tracks metrics about you like the *h*-index.


### Registering and setting up your Researcher ID

Firstly navigate to the [Web of Science](#) and (if you not done so before )register for a personal account:



**NB Please note that registration needs to be completed on campus.**

When registered and signed in, go to the 'My Tools' menu and select **ResearcherID** and add your details.



For more information about ResearcherID, visit the [website](#) or the [ResearcherID training page](#). For help setting up your profile, please contact NTU's [Library Research Team](#).